

2024 Green Lake Frostbite Regatta

REGATTA DIRECTOR:

TAMI OKI

CHIEF REFEREE:

BOB WILLENBRING



This meeting is being recorded

Agenda

- Introductions
- General Regatta Information
 - Heat Sheets and Results
 - Awards
 - Site information
 - Race information
- USRowing Officials
- Schedule: Scratches and age adjustments
Phone users or those without access to chat can send questions, scratches and age adjustments to:
haley.yeager@seattle.gov

This meeting is being recorded

Heat Sheet and Results

- Heat Sheet and Real time results will be posted on Crewtimer:
<https://www.crewtimer.com/regatta/r13919>
- Paper Schedules will be available on limited basis at Regatta HQ
- Print results will be posted by the Awards Tent



This meeting is being recorded

Awards

- Medals for first, second, and third will be available at the Awards Tent next to Regatta HQ
- Medals will be awarded for every race. For example, if an event has multiple heats, each heat will have medals awarded.
- Please ensure that only one person from each crew is designated to collect medals.

Site Information

- Since construction has completed, we have made changes to our site plan:
 - Primary shell storage will be in the parking lot just south of the boathouse and Aquatheater
 - Team tents and overflow shell storage will be in the parking lot between the boathouse and finish line.

This meeting is being recorded



Site Information

- Green Lake Park is the busiest park in Washington State. Please be aware of walkers and joggers using the path.
- Public parking is very limited and is available:
 - At the tennis courts and soccer fields to the south of Green Lake Small Craft Center
 - The parking lot north of the trailer parking areas on West Green Lake Way
 - North of 63rd St along West Green Lake Way
- Public restrooms are attached to the old shellhouse.
- Portajohns are located at the north and south end of the team tent area.
- First Aid is available at Regatta HQ

This meeting is being recorded

Green Lake Regatta Site Map



Site Information

- Shell storage for all boat is available in the parking lot south of the boathouse and Aquatheater.
- Storage for 4+, 4x, 2x, and 1x is available near the small boats dock east of the Aquatheater
- There is no dedicated oar corral. Please keep oars with your shells until it is time to launch. You may not leave oars at the shoreline.

This meeting is being recorded

Green Lake Regatta Site Map



Site Information

- The north dock will only be used for recovery of crews. The only exception will be for crews racing in the first three events or the first three events after lunch.
- The docks in front of the boathouse will be used for launching crews only. The only exception is the last three events before lunch and the last three events of the day.
- Small boats (4+ and smaller) may launch and recover at the small boats dock.
- Hot seating of boats should be done on the north launch dock.
- Green Lake crews may recover on the north launch dock

This meeting is being recorded

Green Lake Regatta Site Map



Site Information

- Team tents may be placed:
 - In the parking lot between the boathouse and finish line
 - North of the finish line
- Team tents may NOT be placed:
 - Within 50' of the finish line tent
 - In the shell storage area
 - On the shoreside of the walking path between the docks and finish line.

This meeting is being recorded

Green Lake Regatta Site Map



Racing

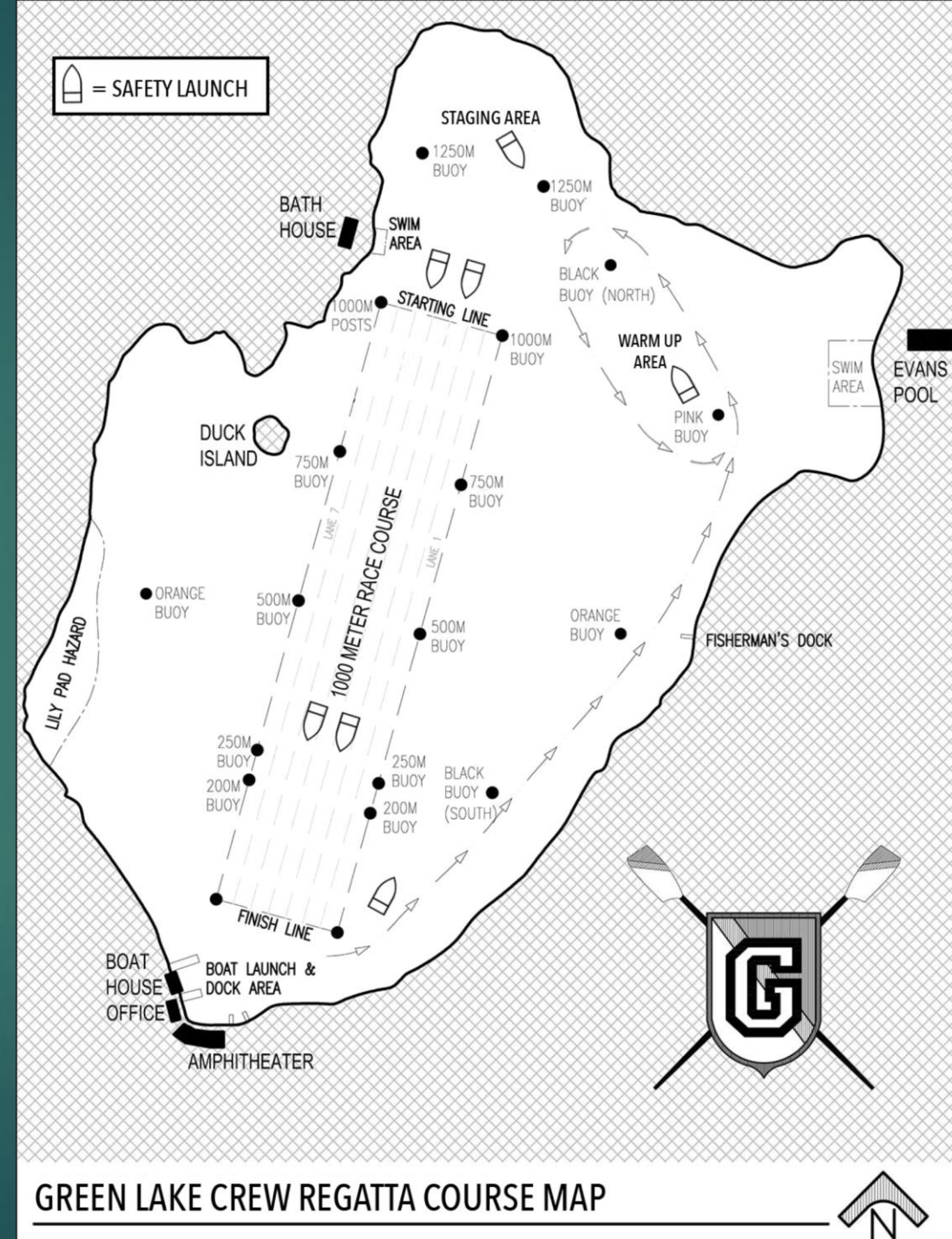
- All adult competitors, staff, and volunteers are responsible for meeting USRowing SafeSport requirements
- Weigh ins for coxswains are on the honor system, there are no official weigh ins
- Please refer to CrewTimer for the most recent schedule including exact race times and lane assignments
- Scratches after this meeting should be made at Regatta HQ on race day
- Control Commission:
 - Bowballs and heel ties will be checked before boats are allowed on the water.
- Protests
 - Will be accepted at Regatta HQ within 60 minutes after returning to shore
 - A \$50 refundable protest fee must accompany a protest
 - Objections must be logged on the water with a race official prior to lodging a protest on land

This meeting is being recorded

Course Map: Changes this year

- Racing will take place in lanes 1 – 7. There are no 8-lane races.
- Due to the location of the recovery dock, it is imperative that crews keep the finish line area clear.
- We will have a finish line marshal to help direct crews on the water.

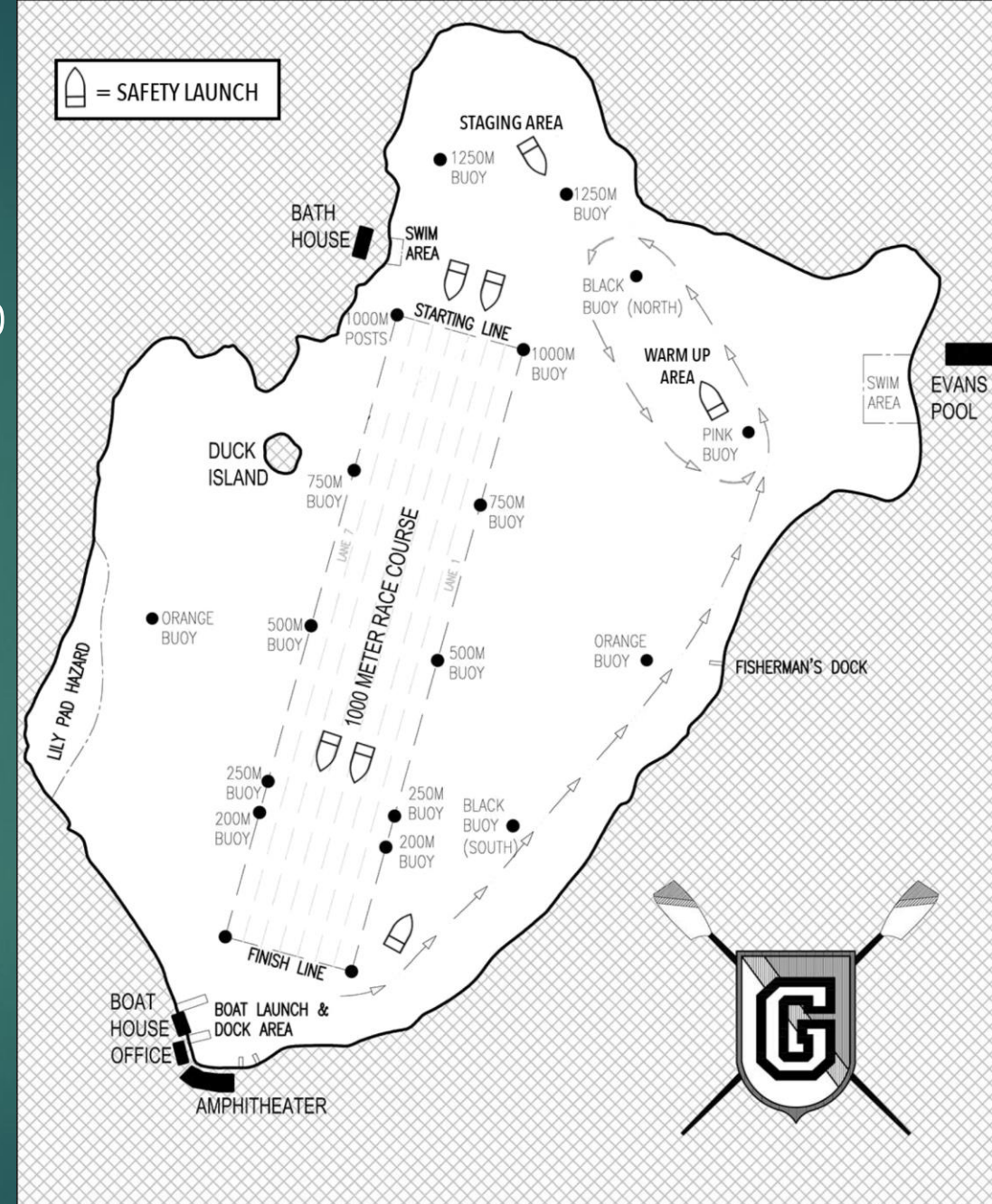
This meeting is being recorded



Course Map

- First crews will be allowed on the water at 7:40 am
- Ensure you have the correct bow number. We do not provide bow numbers
- Coxswains or bow seats should know their event name, event number, and race time
- Please have someone at the bow and stern of each boat to minimize accidents with park users
- Please limit dock time to 60 seconds or less
- Please do any rigging adjustments prior to launch and finish tying in once you are past the black buoy on the east side of the course. **Do not stop on the finish line!**

This meeting is being recorded

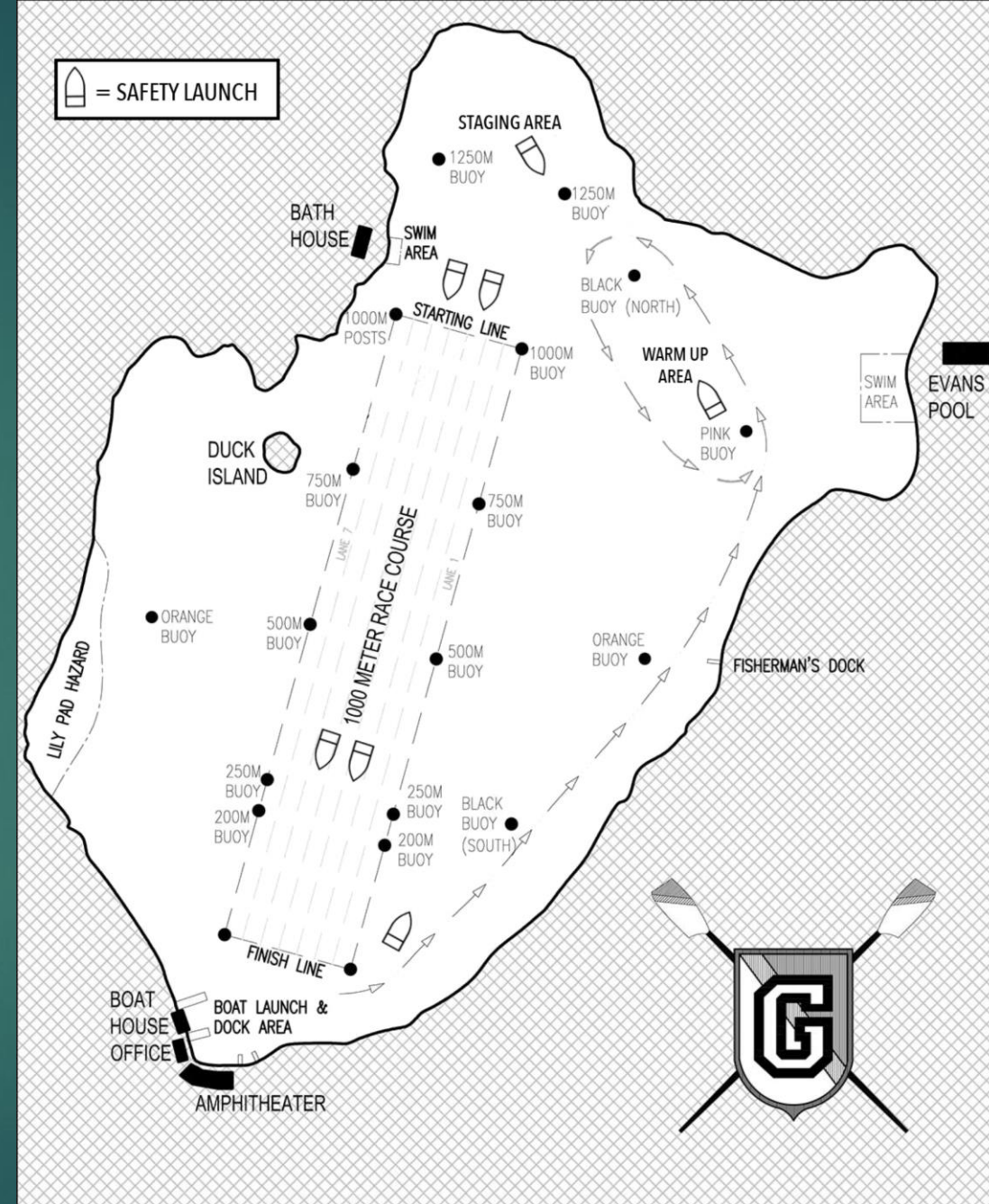


GREEN LAKE CREW REGATTA COURSE MAP



Course Map

- Warm up pattern:
 - Counterclockwise around the warm up buoys
 - North-bound crews have the right of way
 - Do not cross the warm up traffic pattern
- Lining up to race
 - Lane 1 is on the east side of the course, lane 7 is on the west side of the course
 - Line up behind your race lane ~250m behind the start line. Marshals will bring you forward as a group
 - Be aware that the starter's platform is 100ft behind the start line
 - Aligner will be located closest to lane 7
- Finish:
 - Upon completion of your race, check down/hold water. Once ALL boats have completed the race, proceed directly to the recovery dock.
 - Crews that proceed too far past the finish line may interfere with launching crews



GREEN LAKE CREW REGATTA COURSE MAP



USRowing Officials

Chief Official: Bob Willenbring

➤ Safety Procedures:

- Referees primary responsibility is to ensure everyone's safety and the fairness of the Regatta
- If a rower has to be helped out of the water, due to the water and air temperature we will not be allowing that rower to continue rowing
- Please listen to and follow directions from the referees – they are there to keep everyone safe
- During a race, if you see/hear the referee following the race call your boat name and point their white flag, that means to move in the direction they are pointing the flag.
- If you see red flags and hear horns, that means STOP. If a race is stopped, it will be restarted from where it is stopped, not from the start line.

This meeting is being recorded

USRowing Officials

- Start procedures:
 - Quick Start
 - Roll up to start together
- Coxes and bow person:
 - Please do not leave the dock without knowing your race event # and time. Coaches, please make sure coxes and bows have this information.
 - It is a good idea to either write it on a piece of masking tape and tape it to your cox box or to write it on your arm/hand.
 - Make sure you have a way to know what time it is, a watch or your phone if your coach allows you to bring your phone on the boat. The referee at the launch control may ask if you have this information!

This meeting is being recorded

Race Schedule

- Weather: Winds 5-10mph from the south are predicted throughout the day.
- We have combined several events in order to give everyone an opportunity to race:
 - Events 4 & 25
 - Events 6 & 8
 - Events 19 & 38
 - Events 18 & 27
- All race times and lane assignments will be official as of 5:00 pm on Thursday, October 31. Times and lanes may be adjusted until that point.

This meeting is being recorded